INSTRUCTION

HB 801
901697.002

RZB LIGHTING

~ 100 - 240 V 50/60 Hz IP 40, IP 54

2 x 1,5 mm²

1,50 mm²



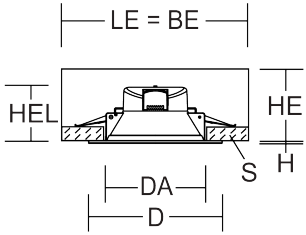

[mm]	[mm]		P		
D 225, H 3	DA 205, HE 103, HEL 83, S 5-22	LED	1 x 18,44 W		

Φ [lm]	P [W]	EEK	EEK	
1950	20	A+	A+	0,52 kg

CCT [K]	CRI	RG			
4000	80	RG 1			

I_{max} T50 I_{max}/2	B10 [St.]	B16 [St.]	C10 [St.]	C16 [St.]
55,5 A / 15 µs	30	47	30	47

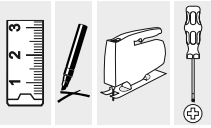

DIN EN 61340-5-1

EN 12464
EN 13201

EN 12464
EN 13201

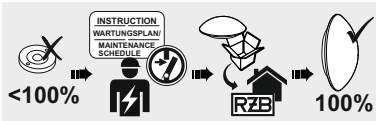

EN 12464

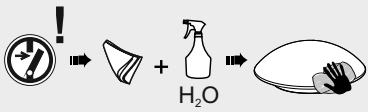

RZB LIGHTING

1

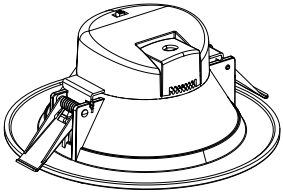

2

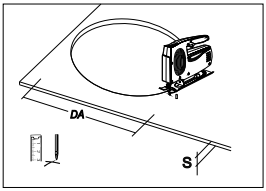

3

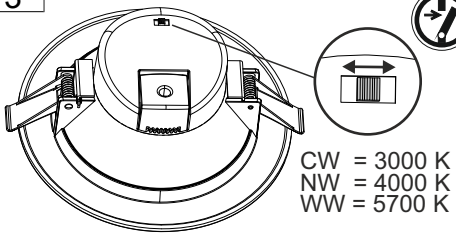

4

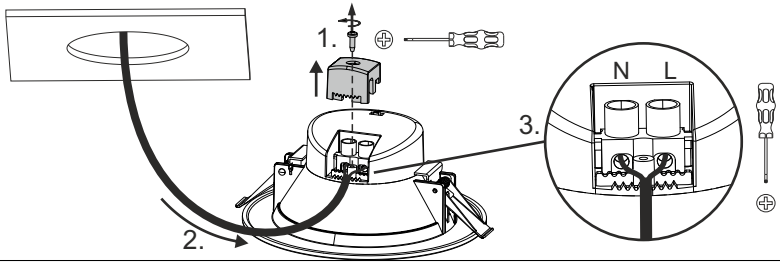

5

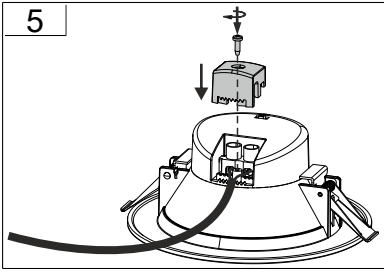

6

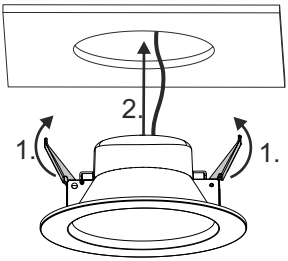

7

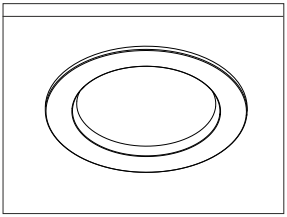

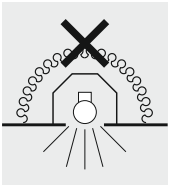

Nicht zur Abdeckung mit Wärmedämm-Material geeignete Leuchten. / Not to be covered with thermal insulation material.

Bei Fragen zu unseren Symbolen, besuchen sie folgende Webseite:
If you have any questions about our signs, visit the following website:

www.rzb.de/fileadmin/assets/downloads/PDF/RZB_Symbolklaerung.pdf

HB 801	P [W]	CCT [K]	Φ [lm]
901695.002	13 W	3000 / **4000** / 5700	950 / **1250** / 1050
901696.002	16 W	3000 / **4000** / 5700	1300 / **1550** / 1450
901697.002	20 W	3000 / **4000** / 5700	1700 / **1950** / 1900

4000 K - Werkseinstellungen / 4000 K - factory settings

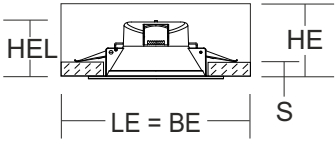

	D	H	DA	LE	BE	HE	HEL	S
901695.00X	145	3	125	500	500	80	60	5 - 22
901696.00X	190	3	165	500	500	92,5	72,5	5 - 22
901697.00X	225	3	205	500	500	103	83	5 - 22

IP 40

IP 54

oberhalb der Decke IP 40
above ceiling IP 40

unterhalb der Decke IP 54
below the ceiling IP 54

0,1 m

Der Abstand zu beleuchteten Gegenständen muss min. 0,1 m betragen! /
The distance to the direct illuminated objects must be at least 0,1 m!

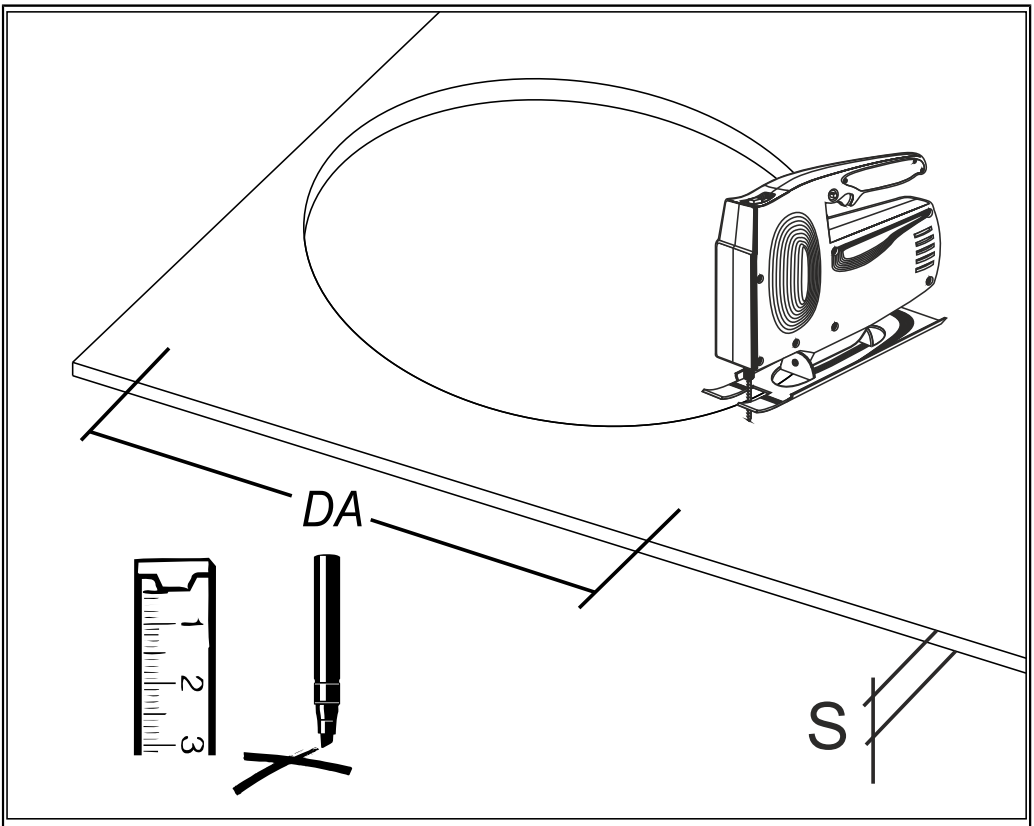

RZB - Rudolf Zimmermann, Bamberg GmbH
Rheinstraße 16
96052 Bamberg
Telefon: 0951/7909-0
Telefax: 0951/7909-198
E-mail: info@rzb-leuchten.de