INSTRUCTION

BeamLine Slim
641325.003.1.76

RZB LIGHTING

~ 220 - 240 V 50/60 Hz IP 20

4 x 1,5 mm²

1,50 mm²



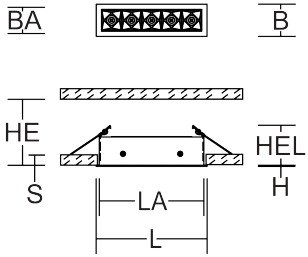

[mm]	[mm]		
L 155, B 45, H 2	LA 150, BA 40, HE 110, HEL 60, S 1-20	LED	0,5 kg

Φ [lm]	P [W]	P
1050	14	1 x 12 W

CCT [K]	CRI	RG	EEK	EEK
3000	90	RG 1	A+	A+

I_{max} T50 I_{max}/2	B10 [St.]	B16 [St.]	C10 [St.]	C16 [St.]	P_f
18 A / 250 µs	21	34	35	57	0,9

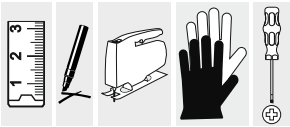

DIN EN 61340-5-1

EN 12464
EN 13201

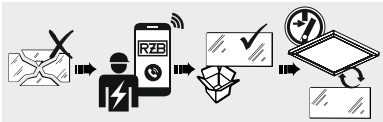

EN 12464
EN 13201

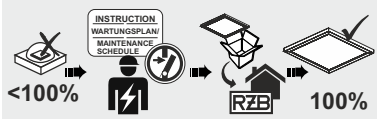

EN 12464

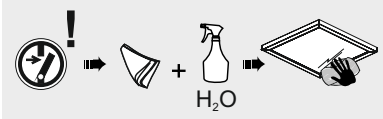

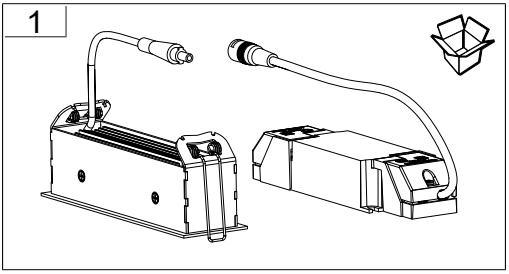
1

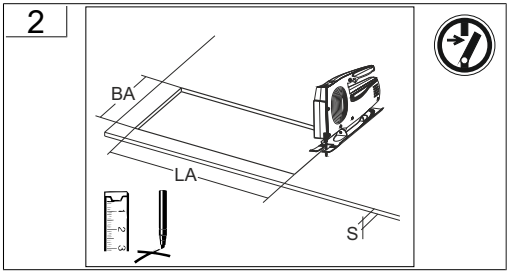
2
BA
LA
S

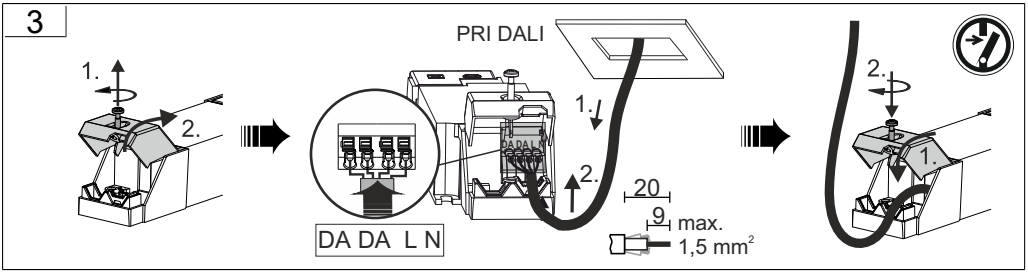
3
1.
2.
PRI DALI
1.
2.
DA DA L N
20
9
max.
1,5 mm²
2.
1.

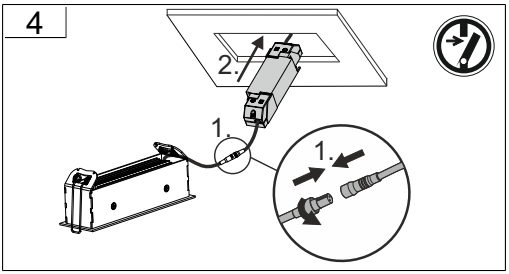
4
2.
1.
1.

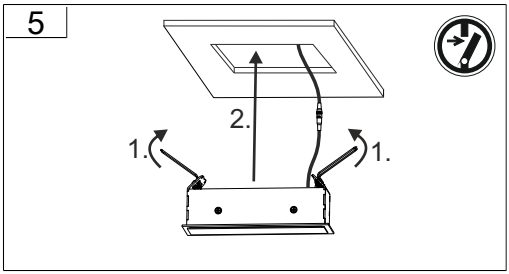
5
2.
1.
1.

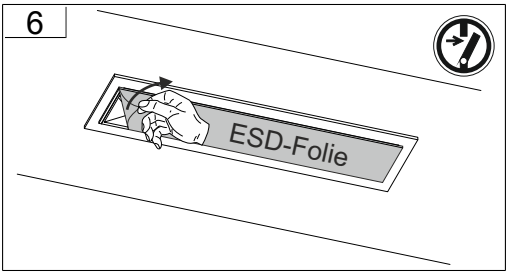
6
ESD-Folie

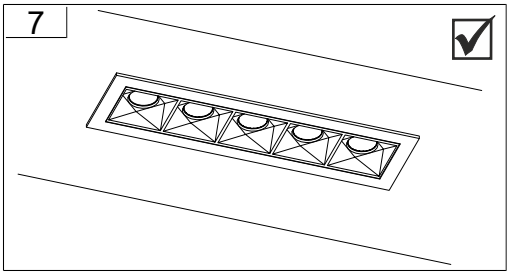
7

Bei Fragen zu unseren Symbolen, besuchen Sie folgende Webseite:

If you have any questions about our signs, visit the following website:

www.rzb.de/fileadmin/assets/downloads/PDF/RZB_Symbolklaerung.pdf

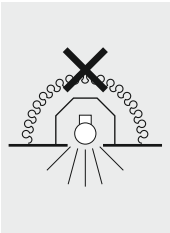

Nicht zur Abdeckung mit Wärmedämm-Material geeignete Leuchten

Not to be covered with thermal insulation material

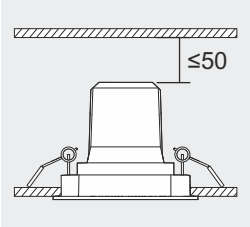

Der Abstand von Deckeneinbauleuchte zur innenliegenden Decke muss mindestens 50 mm betragen!

The distance from the recessed ceiling luminaire to the inside ceiling must be at least 50 mm!

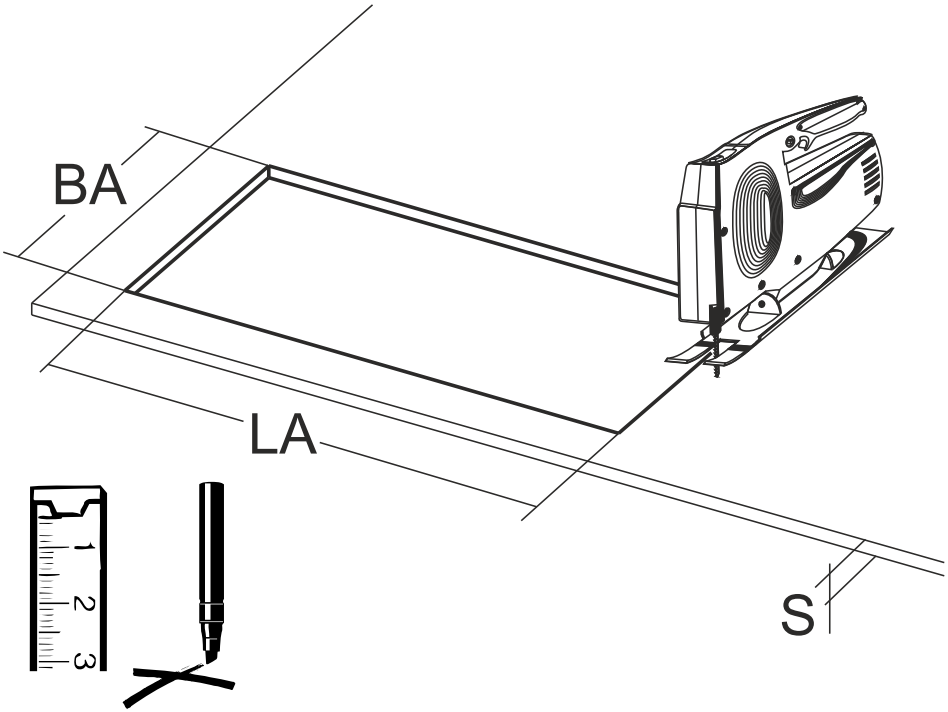

RZB - Rudolf Zimmermann, Bamberg GmbH
Rheinstraße 16
96052 Bamberg
Telefon: 0951/7909-0
Telefax: 0951/7909-198
E-mail: info@rzb-leuchten.de