INSTRUCTION

HB 702
451216.002

~ 220 - 240 V 50/60 Hz IP 65 IK07

3 x 0,75 - 2,5 mm²

2,50 mm²

Umgebungstemperatur / temperature ambiente => -20 °C ... + 40 °C

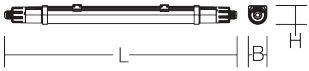

[mm]	
L 1260, B 53, H 53	585 g

	Φ [lm]	P [W]	P			
LED	4000	35	1 x 35 W			

CCT [K]	CRI	RG	EEK	EEK		
4000	80	RG 0	A+	A+		

I_{max} $I_{max}/2$ T50	B10 [St.]	B16 [St.]	C10 [St.]	C16 [St.]	cos φ
7,5 A / 200 µs	28	44	46	75	0,97

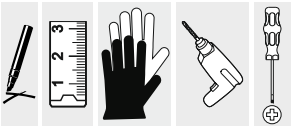

Allgemeine Sicherheitshinweise

- Der elektrische Anschluss muss ordnungsgemäß nach geltenden Normen und den nationalen sowie internationalen Sicherheits- und Unfallverhütungsvorschriften erfolgen.
- Beschädigte Leuchten dürfen nicht betrieben werden.
- Keine Haftung für Schäden durch unsachgemäßen Einsatz.
- Bei Instandsetzung nur Originalteile verwenden.
- Tragfähigkeit der Decke und Befestigungselemente sicherstellen.

Betrieb der Leuchte

- Die unzulässigen Umgebungstemperaturen reduzieren die Lebensdauer der Leuchte, im Extremfall droht der Frühausfall.
- Zur Vermeidung von EMV-Problemen die Durchgangsverdrahtung nicht entlang der Leuchtenverdrahtung führen.
- Steuereingänge von dimmbaren Leuchten mit handelsüblichen für Netzspannung geeigneten Leitungen anschließen

Manipulationen unserer Produkte sind unzulässig

Veränderung, Umarbeitung, Umkennzeichnung von Produkten sowie deren Verpackung sind unzulässig und verletzen u.a. unsere eingetragenen Warenzeichenrechte. Solche Modifikationen können technische Eigenschaften unserer Produkte negativ beeinflussen, diese zerstören und möglicherweise Folgeschäden an anderen Objekten verursachen. Für durch derartige Modifikationen verursachte Schäden kann der Hersteller in keinem Fall verantwortlich gemacht werden.

General Safety Information

- Electric connection must be appropriate according to all applicable standards and other national and international safety and accident prevention regulations.
- Damaged luminaires must not be operated.
- No liability is accepted for damages resulting from improper use.
- Use genuine parts only for repair.
- Ensure stability of the ceiling and fastening elements.

Operation of the luminaire

- Exceeding the permissible ambient temperature will reduce the luminaire’s lifecycle, resulting in premature failure in extreme cases.
- Avoid ESD problems by not routing feed-through wiring directly along the wiring of the luminaire.
- Connect control inputs of dimmable luminaires with standard cables suitable for power supply voltage.

Manipulation of our products is not permitted

Modifi cations, reworking, re-labelling of products as well as their package is not permitted and infringes, amongst others, our registered trademark rights. Such modifications may affect technical properties of our products, damage them and possibly cause consequential damage to other objects. The manufacturer shall not be responsible under any circumstances for damage caused by such modifications.



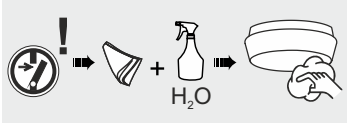

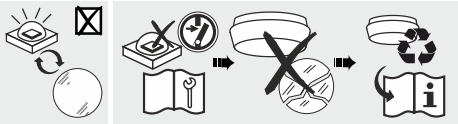

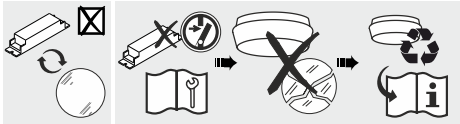

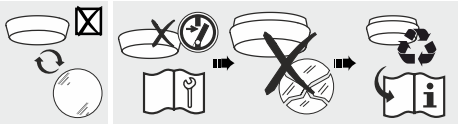

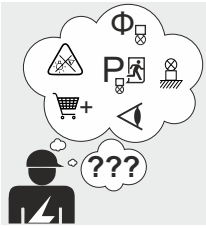

Bei Fragen zu unseren Symbolen, besuchen Sie folgende Webseite:

If you have any questions about our signs, visit the following webseite:

www.rzb.de/fileadmin/assets/downloads/PDF/RZB_Symbolklaerung.pdf

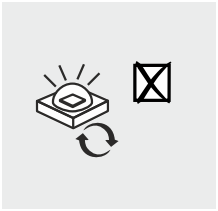

Die Lichtquelle dieser Leuchte ist nicht ersetzbar, wenn die Lichtquelle ihr Lebensdauerende erreicht hat, ist die gesamte Leuchte zu ersetzen. DIN EN 60598-1 / IEC 60598-1

The light source of this luminaire is not replaceble, when light source reaches its end of life the whole luminaire shall be replaced. DIN EN 60598-1 / IEC 60598-1

Hinweis zum Einsatz von Leuchten mit D - Kennzeichnung nach EN 60598-2-24
Reference for application of lumiaires with D - marking according to EN 60598-2-24

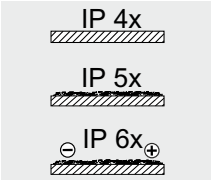

Umgebung ohne Staubablagerung
Environment without dust deposit

Umgebung mit nicht elektrisch leitender Staubablagerung
Environment with non-electrically conductive dust deposit

Umgebung mit elektrisch leitender Staubablagerung
Environment with electrically conductive dust deposit

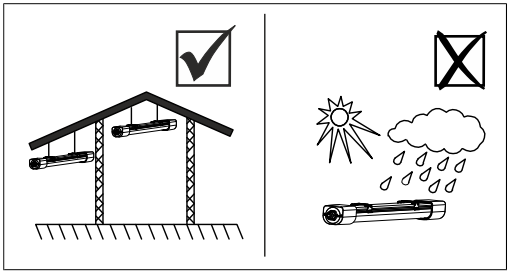

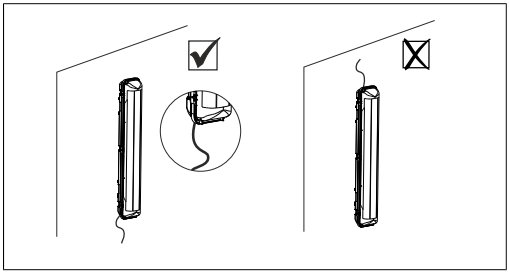

	I_n
451216.002	150 mA
451217.002	220 mA

	$P_{\boxtimes}$ [W]	$\Phi_{\boxtimes}$ [lm]
Schalter / switch	20	2300
	35	**4000**

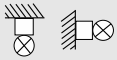

RZB Home + BASIC

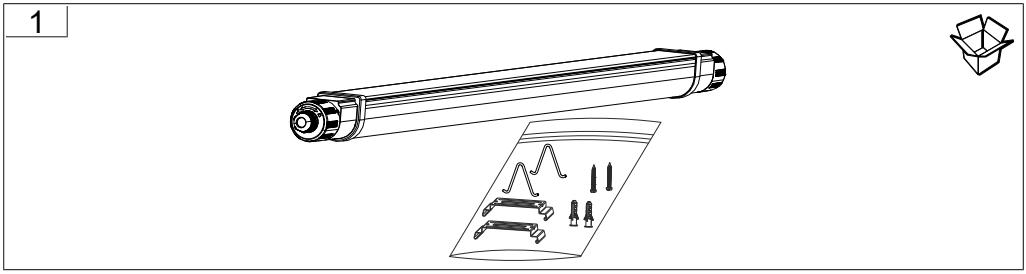

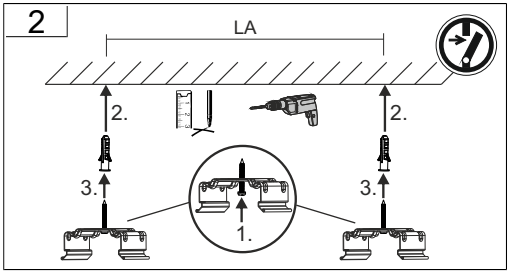

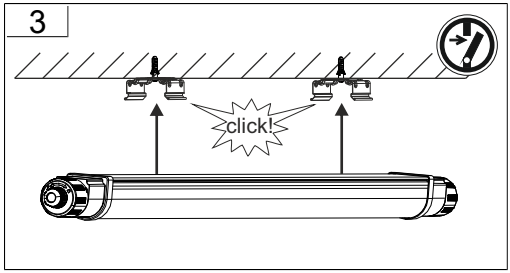

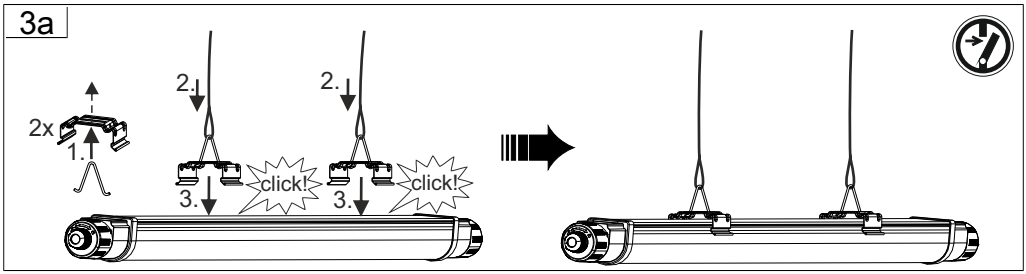

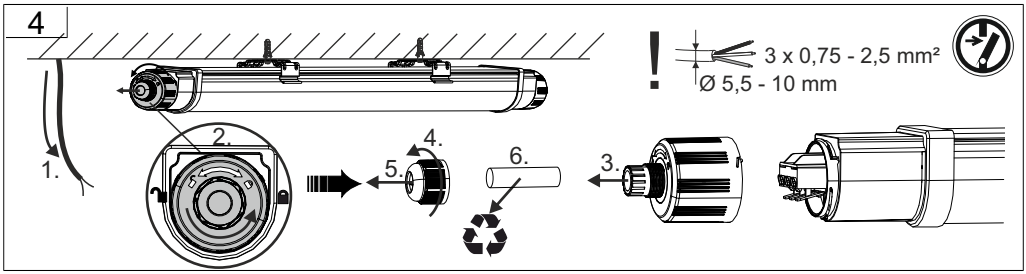

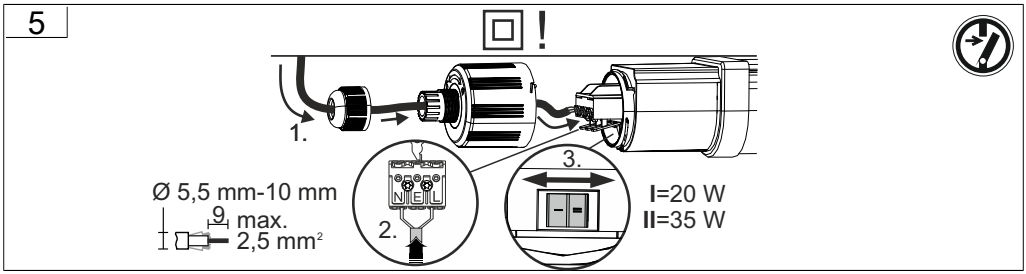

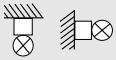

6

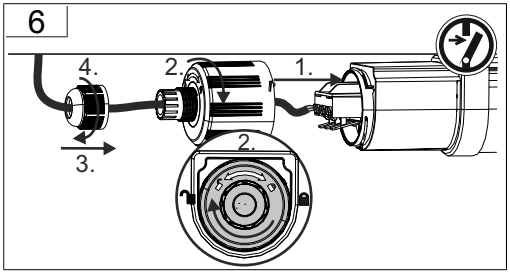

7

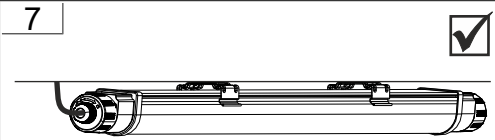

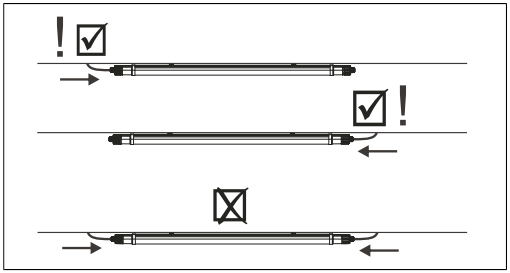

max. 10 A & min. 1,5 mm^2!

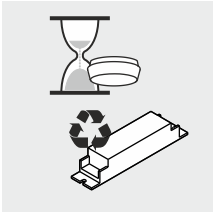
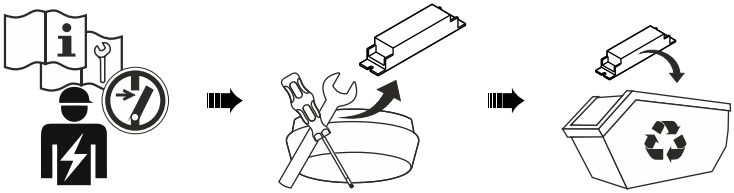

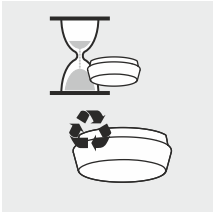
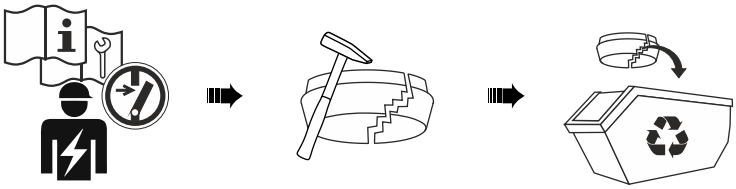

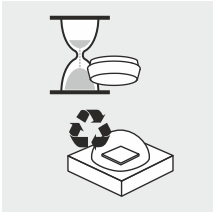
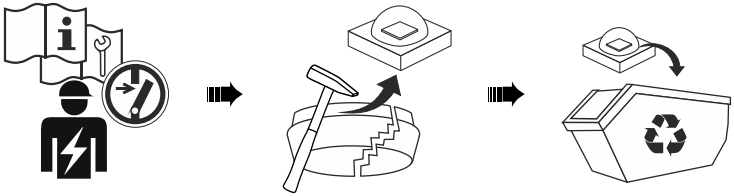

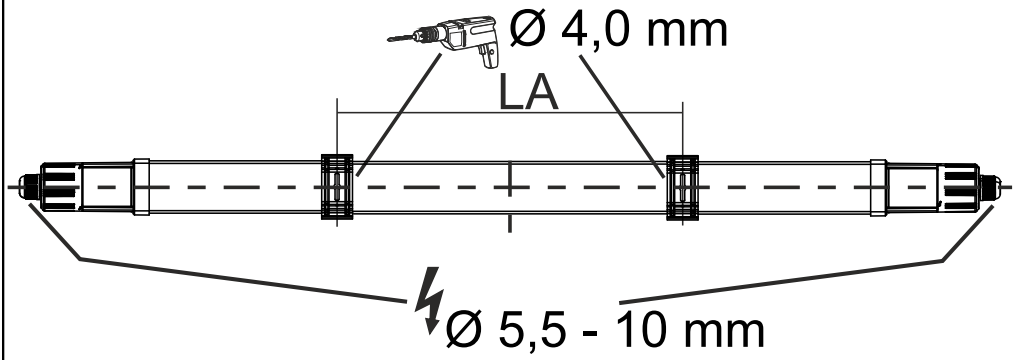

L	B	H	LA
1260	53	53	max. 950
1560	53	53	max. 1250

=mm

RZB - Rudolf Zimmermann, Bamberg GmbH
Rheinstraße 16, 96052 Bamberg
0951/7909-0 0951/7909-198 info@rzb-leuchten.de